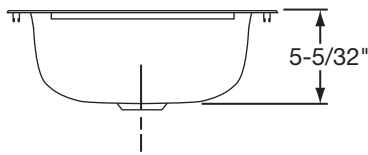
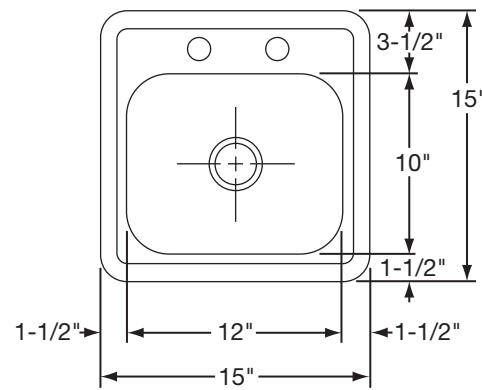
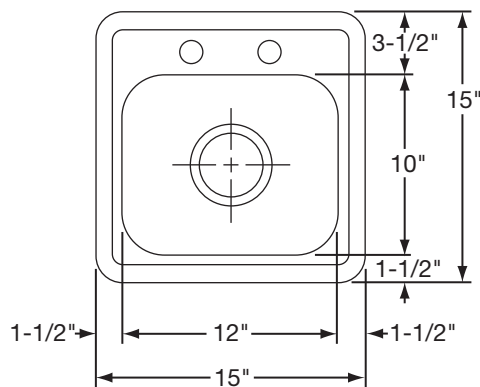
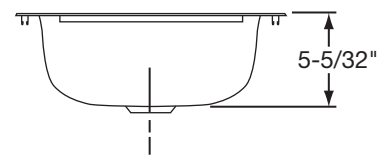


Kitchen Queen™ Model
Single Bowl Packages
KQ1515D5BFS1
KQ1515D5BFS2



Model KQ1515D5BFS1



Model KQ1515D5BFS2

FEATURES:

- 300 Series Stainless Steel
- Self-Rimming / Drop-In
- Buffed Bowls with Satin-Buffed Top Deck
- 2" or 3-1/2" Center Drain Opening
- Full Undercoat Sound Deadening
- BF Faucet
- S1 or S2 Strainer
- Includes Mounting Hardware/ Clips and Screws
- Hole Drillings: 2
- Suggested Cabinet Size: 18"
- Shipping Weight: 9 lbs.

ALL DIMENSIONS IN INCHES, TO CONVERT TO MILLIMETERS MULTIPLY BY 25.4.

In keeping with our policy of continuing product improvement, Revere Sink reserves the right to change product specifications without notice.

This specification describes a Revere Sink product with design, quality and functional benefits to the user. When making a comparison of other producers' offerings, be certain these features are not overlooked.