

# UNDERMOUNT SINKS





## UNDERMOUNTS *By REVERE*

Revere sinks enhance the splendor of countertop materials. By creating a fluid, graceful line, a Revere undermount sink complements a countertop while delivering years of outstanding performance.

Do not minimize the beauty of a new countertop by choosing a low-grade sink. Revere sinks are made of 18 gauge stainless steel for superior durability (the lower the gauge number the thicker the steel). The combination of full undercoating and a sound dampening pad absorbs sound, reduces condensation and maintains water temperature. With its graceful lines and satin finish, a Revere undermount sink is an ideal match for all countertop materials. **Remember, an undermount sink will be a permanent installation. Choose wisely!**

### RCFU12FB<sup>†</sup>



Gauge: 18  
Finish: Satin  
Overall Dimensions: 14 3/8" Diameter  
Bowl: 12" Diameter x 6"  
Drain Opening: 3 1/2"  
Undercoating: Sound dampening pad with spray undercoating  
Minimum Cabinet Size: 18"

#### Optional Accessories

Drain
S1

### RCFU1210<sup>†</sup>



Gauge: 18  
Finish: Satin  
Overall Dimensions: 14 1/2" x 12 1/2"  
Bowl: 12" x 10" x 6 1/2"  
Drain Opening: 3 1/2"  
Undercoating: Sound dampening pad with spray undercoating  
Minimum Cabinet Size: 18"

#### Optional Accessories

Drain
S1

### RCFU1618<sup>†</sup>



Gauge: 18  
Finish: Satin  
Overall Dimensions: 16 1/2" x 18 1/4"  
Bowl: 14" x 15 3/4" x 8"  
Drain Opening: 3 1/2"  
Undercoating: Sound dampening pad with spray undercoating  
Minimum Cabinet Size: 21"

#### Optional Accessories

Drain	Bottom Grid
S1	GBG1415SS

**NEW!**

### RCFU2115DFBG

Sink package includes:  
RCFU2115 Sink,  
LK5000CR Faucet,  
GBG2115SS Bottom Grid and Drain

Gauge: 18  
Finish: Satin  
Overall Dimensions: 23 1/2" x 18 1/4"  
Bowl: 21" x 15 3/4" x 8"  
Drain Opening: 3 1/2"  
Undercoating: Sound dampening pad with spray undercoating  
Minimum Cabinet Size: 27"

#### Optional Accessories

Cutting Board
RCB1516*



**NEW!**

### RCFU2115DF

Sink package includes:  
RCFU2115 Sink,  
LK1501CR Faucet and Drain

Gauge: 18  
Finish: Satin  
Overall Dimensions: 23 1/2" x 18 1/4"  
Bowl: 21" x 15 3/4" x 8"  
Drain Opening: 3 1/2"  
Undercoating: Sound dampening pad with spray undercoating  
Minimum Cabinet Size: 27"

#### Optional Accessories

Cutting Board	Bottom Grid
RCB1516*	GBG2115SS



### RCFU2115<sup>†</sup>

Gauge: 18  
Finish: Satin  
Overall Dimensions: 23 1/2" x 18 1/4"  
Bowl: 21" x 15 3/4" x 8"  
Drain Opening: 3 1/2"  
Undercoating: Sound dampening pad with spray undercoating  
Minimum Cabinet Size: 27"

#### Optional Accessories

Drain	Cutting Board	Bottom Grid
S1	RCB1516*	GBG2115SS



\*Sink must be installed with a 1/2" reveal for cutting board to fit properly.  
†Also available nested 10 units per shipping container as a bulk 10 pack.

# UNDERMOUNTS *By REVERE*



## RCFU2118<sup>†</sup>

Gauge: 18  
 Finish: Satin  
 Overall Dimensions: 23½" x 21⅛"  
 Bowl: 21" x 18⅝" x 8"  
 Drain Opening: 3½"  
 Undercoating: Sound dampening pad with spray undercoating  
 Minimum Cabinet Size: 27"

### Optional Accessories

Drain	Bottom Grid
S1	GOBG2118SS



## RCFU2816<sup>†</sup>

Gauge: 18  
 Finish: Satin  
 Overall Dimensions: 30½" x 18¼"  
 Bowl: 28" x 15¾" x 8"  
 Drain Opening: 3½"  
 Undercoating: Sound dampening pad with spray undercoating  
 Minimum Cabinet Size: 36"

### Optional Accessories

Drain	Bottom Grid
S1	GOBG2816SS



**NEW!**

## RCFU3118DFBG

**Sink package includes:**  
**RCFU3118 Sink, LK5000CR Faucet, GBG1415SS Bottom Grid and 2 Drains**

Gauge: 18  
 Finish: Satin  
 Overall Dimensions: 31¾" x 18¼"  
 Bowl: 14" x 15¾" x 8"  
 Drain Opening: 3½"  
 Undercoating: Sound dampening pad with spray undercoating  
 Minimum Cabinet Size: 36"

### Optional Accessories

Bottom Grid
GOBG1415SS



**NEW!**

## RCFU3118DF

**Sink package includes:**  
**RCFU3118 Sink, LK1501CR Faucet and 2 Drains**

Gauge: 18  
 Finish: Satin  
 Overall Dimensions: 31¾" x 18¼"  
 Bowl: 14" x 15¾" x 8"  
 Drain Opening: 3½"  
 Undercoating: Sound dampening pad with spray undercoating  
 Minimum Cabinet Size: 36"

### Optional Accessories

Bottom Grid
GOBG1415SS



## RCFU3118<sup>†</sup>

Gauge: 18  
 Finish: Satin  
 Overall Dimensions: 31¾" x 18¼"  
 Each Bowl: 14" x 15¾" x 8"  
 Drain Opening: 3½"  
 Undercoating: Sound dampening pad with spray undercoating  
 Minimum Cabinet Size: 36"

### Optional Accessories

Drain	Bottom Grid
S1	GOBG1415SS

\*Sink must be installed with a ½" reveal for cutting board to fit properly.  
 †Also available nested 10 units per shipping container as a bulk 10 pack.

All dimensions in inches. To convert to millimeters multiply by 25.4.



Revere undermounts offer **Quality, Availability** and **Value** for all your application needs. Choose a **Revere Sink Package** for a winning combination!

**NEW!**



**RCFU3119LDFBG**

Sink package includes:  
RCFU3119L Sink,  
LK5000CR Faucet,  
GOBG1617SS Bottom  
Grid and 2 Drains

Gauge: 18  
Finish: Satin  
Overall Dimensions: 31¼" x 20"  
Large Bowl: 16" x 17½" x 8"  
Small Bowl: 11½" x 15" x 8"  
Drain Opening: 3½"  
Undercoating: Sound dampening pad with  
spray undercoating  
Minimum Cabinet Size: 36"

**Optional Accessories**

Bottom Grid  
GOBG1115SS (Small Bowl)

**NEW!**



**RCFU3119LDF**

Sink package includes:  
RCFU3119L Sink, LK1501CR Faucet and  
2 Drains

Gauge: 18  
Finish: Satin  
Overall Dimensions: 31¼" x 20"  
Large Bowl: 16" x 17½" x 8"  
Small Bowl: 11½" x 15" x 8"  
Drain Opening: 3½"  
Undercoating: Sound dampening pad with  
spray undercoating  
Minimum Cabinet Size: 36"

**Optional Accessories**

Bottom Grid  
GOBG1115SS (Small Bowl)  
GOBG1617SS (Large Bowl)



**RCFU3119L†**

Gauge: 18  
Finish: Satin  
Overall Dimensions: 31¼" x 20"  
Large Bowl: 16" x 17½" x 8"  
Small Bowl: 11½" x 15" x 8"  
Drain Opening: 3½"  
Undercoating: Sound dampening  
pad with spray undercoating  
Minimum Cabinet Size: 36"

**Optional Accessories**

Drain	Bottom Grid
S1	GOBG1115SS (Small Bowl) GOBG1617SS (Large Bowl)

**NEW!**



**RCFU3119RDFBG**

Sink package includes:  
RCFU3119L Sink, LK5000CR  
Faucet, GOBG1617SS  
Bottom Grid and 2 Drains

Gauge: 18  
Finish: Satin  
Overall Dimensions: 31¼" x 20"  
Large Bowl: 16" x 17½" x 8"  
Small Bowl: 11½" x 15" x 8"  
Drain Opening: 3½"  
Undercoating: Sound dampening pad with  
spray undercoating  
Minimum Cabinet Size: 36"

**Optional Accessories**

Bottom Grid  
GOBG1115SS (Small Bowl)

**NEW!**



**RCFU3119RDF**

Sink package includes:  
RCFU3119R Sink, LK1501CR Faucet and  
2 Drains

Gauge: 18  
Finish: Satin  
Overall Dimensions: 31¼" x 20"  
Large Bowl: 16" x 17½" x 8"  
Small Bowl: 11½" x 15" x 8"  
Drain Opening: 3½"  
Undercoating: Sound dampening pad with  
spray undercoating  
Minimum Cabinet Size: 36"

**Optional Accessories**

Bottom Grid  
GOBG1115SS (Small Bowl)  
GOBG1617SS (Large Bowl)



**RCFU3119R†**

Gauge: 18  
Finish: Satin  
Overall Dimensions: 31¼" x 20"  
Large Bowl: 16" x 17½" x 8"  
Small Bowl: 11½" x 15" x 8"  
Drain Opening: 3½"  
Undercoating: Sound dampening  
pad with spray undercoating  
Minimum Cabinet Size: 36"

**Optional Accessories**

Drain	Bottom Grid
S1	GOBG1115SS (Small Bowl) GOBG1617SS (Large Bowl)

## UNDERMOUNTS *By REVERE*

From contemporary to traditional, a wonderful selection for today's solid surface countertop materials. This line is designed and priced to offer outstanding value.



**NEW!**

### RCFU312010LDFBG

Sink package includes:  
RCFU312010L Sink,  
LK5000CR Faucet,  
GBG1318SS Bottom  
Grid and 2 Drains

Gauge: 18

Finish: Satin

Overall Dimensions:

31 $\frac{1}{4}$ " x 20 $\frac{1}{2}$ "

Large Bowl:

13 $\frac{1}{2}$ " x 18" x 10"

Small Bowl:

14" x 15 $\frac{3}{4}$ " x 8"

Drain Opening: 3 $\frac{1}{2}$ "

Undercoating: Sound dampening pad with  
spray undercoating

Minimum Cabinet Size: 36"

#### Optional Accessories

Bottom Grid

GBG1415SS (Small Bowl)



**NEW!**

### RCFU312010LDF

Sink package includes:  
RCFU312010L Sink, LK1501CR Faucet  
and 2 Drains

Gauge: 18

Finish: Satin

Overall Dimensions: 31 $\frac{1}{4}$ " x 20 $\frac{1}{2}$ "

Large Bowl: 13 $\frac{1}{2}$ " x 18" x 10"

Small Bowl: 14" x 15 $\frac{3}{4}$ " x 8"

Drain Opening: 3 $\frac{1}{2}$ "

Undercoating: Sound dampening pad with  
spray undercoating

Minimum Cabinet Size: 36"

#### Optional Accessories

Bottom Grid

GBG1415SS (Small Bowl)

GBG1318SS (Large Bowl)



### RCFU312010L†

Gauge: 18

Finish: Satin

Overall Dimensions: 31 $\frac{1}{4}$ " x 20 $\frac{1}{2}$ "

Large Bowl: 13 $\frac{1}{2}$ " x 18" x 10"

Small Bowl: 14" x 15 $\frac{3}{4}$ " x 8"

Drain Opening: 3 $\frac{1}{2}$ "

Undercoating: Sound dampening  
pad with spray undercoating

Minimum Cabinet Size: 36"

#### Optional Accessories

Drain	Bottom Grid
S1	GBG1415SS (Small Bowl)
	GBG1318SS (Large Bowl)

**NEW!**

### RCFU312010RDFBG

Sink package includes:  
RCFU312010R Sink,  
LK5000CR Faucet,  
GBG1318SS  
Bottom Grid  
and 2 Drains

Gauge: 18

Finish: Satin

Overall Dimensions:

31 $\frac{1}{4}$ " x 20 $\frac{1}{2}$ "

Large Bowl:

13 $\frac{1}{2}$ " x 18" x 10"

Small Bowl:

14" x 15 $\frac{3}{4}$ " x 8"

Drain Opening: 3 $\frac{1}{2}$ "

Undercoating: Sound dampening pad with  
spray undercoating

Minimum Cabinet Size: 36"

#### Optional Accessories

Bottom Grid

GBG1415SS (Small Bowl)



**NEW!**

### RCFU312010RDF

Sink package includes:  
RCFU312010R Sink,  
LK1501CR  
Faucet and  
2 Drains

Gauge: 18

Finish: Satin

Overall Dimensions:

31 $\frac{1}{4}$ " x 20 $\frac{1}{2}$ "

Large Bowl: 13 $\frac{1}{2}$ " x 18" x 10"

Small Bowl: 14" x 15 $\frac{3}{4}$ " x 8"

Drain Opening: 3 $\frac{1}{2}$ "

Undercoating: Sound dampening pad with  
spray undercoating

Minimum Cabinet Size: 36"

#### Optional Accessories

Bottom Grid

GBG1415SS (Small Bowl)

GBG1318SS (Large Bowl)



### RCFU312010R†

Gauge: 18

Finish: Satin

Overall Dimensions: 31 $\frac{1}{4}$ " x 20 $\frac{1}{2}$ "

Large Bowl: 13 $\frac{1}{2}$ " x 18" x 10"

Small Bowl: 14" x 15 $\frac{3}{4}$ " x 8"

Drain Opening: 3 $\frac{1}{2}$ "

Undercoating: Sound dampening  
pad with spray undercoating

Minimum Cabinet Size: 36"

#### Optional Accessories

Drain	Bottom Grid
S1	GBG1415SS (Small Bowl)
	GBG1318SS (Large Bowl)

\*Sink must be installed with a  $\frac{1}{2}$ " reveal for cutting board to fit properly.

†Also available nested 10 units per shipping container as a bulk 10 pack.

All dimensions in inches. To convert to millimeters multiply by 25.4.

## REVERE GRANITE

Revere Granite sink models are an attractive, non-porous and stain resistant addition to any kitchen. These granite sinks are hard enough to stand up to everyday scratches and chips, and are naturally heat resistant up to 550 degrees of direct contact. The white, black, bisque and brown colors are molded into the granite and resin mix, so every sink's color is deep, rich and authentic.



Molded from up to **85% Natural Quartz** and **High Performance acrylic resins**.



## DURABILITY

Revere Granite sinks feature extreme heat resistance – hot pots and grimy cookware are no match. With the feel of authentic stone, they are hard enough to resist scratches and chips, but resilient enough to reduce breakage of glassware and fine dinnerware, unlike cast iron sinks. Each sink is naturally resistant to ultra-violet rays, eliminating color-fading for a lifetime of enjoyment.



### RVGU250RBQ Undermount

Overall Dimensions: 33" x 20½"  
 Large Bowl: 15½" x 18½" x 9½"  
 Small Bowl: 15¼" x 16½" x 9½"  
 Drain Opening: 3½"  
 Minimum Cabinet Size: 36"

#### Optional Accessories

##### Drain

S1	RVD35	RVS35
----	-------	-------

##### Finishes:

(BK) Black, (BQ) Bisque, (BR) Brown, (WH) White



### RVGU3322BR Undermount

Overall Dimensions: 33" x 18½"  
 Each Bowl: 15½" x 16¾" x 9½"  
 Drain Opening: 3½"  
 Minimum Cabinet Size: 36"

#### Optional Accessories

##### Drain

S1	RVD35	RVS35
----	-------	-------

##### Finishes:

(BK) Black, (BQ) Bisque, (BR) Brown, (WH) White



### RVGU2522BQ Undermount

Overall Dimensions: 25" x 18½"  
 Bowl: 22¾" x 16¾" x 9½"  
 Drain Opening: 3½"  
 Minimum Cabinet Size: 30"

#### Optional Accessories

##### Drain

S1	RVD35	RVS35
----	-------	-------

##### Finishes:

(BK) Black, (BQ) Bisque, (BR) Brown, (WH) White



### RVGULB3322BR Undermount

Overall Dimensions: 33" x 20<sup>1</sup>/<sub>8</sub>"  
 Each Bowl: 15<sup>3</sup>/<sub>16</sub>" x 17<sup>7</sup>/<sub>8</sub>" x 9<sup>1</sup>/<sub>2</sub>"  
 Low Bridge Height: 4"  
 Drain Opening: 3<sup>1</sup>/<sub>2</sub>"  
 Minimum Cabinet Size: 36"

#### Optional Accessories

Drain

S1	RVD35	RVS35
----	-------	-------

Cutting Board

RVCB1417HW
------------

Bottom Grid

RVWOBG1417LSS (Left Bowl)
---------------------------

RVWOBG1417RSS (Right Bowl)
----------------------------

Finishes:

(BK) Black, (BQ) Bisque, (BR) Brown, (WH) White



### RVGUS3322RBQ Undermount

Overall Dimensions: 33" x 20"  
 Bowl: 30<sup>5</sup>/<sub>16</sub>" x 17<sup>7</sup>/<sub>8</sub>" x 9<sup>1</sup>/<sub>2</sub>"  
 Drain Opening: 3<sup>1</sup>/<sub>2</sub>"  
 Minimum Cabinet Size: 36"

#### Optional Accessories

Drain

S1	RVD35	RVS35
----	-------	-------

Cutting Board

RVCB1417HW
------------

Bottom Grid

RVWOBG3017RSS
---------------

Finishes:

(BK) Black, (BQ) Bisque, (BR) Brown, (WH) White



### RVGU2218BK Undermount

Reversible design, sink can be rotated so bowl is on the left or right  
 Overall Dimensions: 22" x 14<sup>3</sup>/<sub>4</sub>"  
 Bowl: 12<sup>5</sup>/<sub>8</sub>" x 12" x 8"  
 Drain Opening: 3<sup>1</sup>/<sub>2</sub>"  
 Minimum Cabinet Size: 27"

#### Optional Accessories

Drain

S1	RVD35	RVS35
----	-------	-------

Cutting Board

RVCB1312HW
------------

Bottom Grid

RVWBG1312SS
-------------

Finishes:

(BK) Black, (BQ) Bisque, (BR) Brown, (WH) White



### RVG1515BK Universal Mount

Overall Dimensions: 15<sup>3</sup>/<sub>4</sub>" x 15<sup>3</sup>/<sub>4</sub>"  
 Bowl: 13" x 13" x 8"  
 Drain Opening: 3<sup>1</sup>/<sub>2</sub>"  
 Minimum Cabinet Size: 21"

#### Optional Accessories

Drain

S1	RVD35	RVS35
----	-------	-------

Finishes:

(BK) Black, (BQ) Bisque, (BR) Brown, (WH) White



## REVERE LAVATORY SINKS

Add sophisticated style to your bathroom with a Revere lavatory sink. Select from two different materials to fit your décor.



### POPULAR CHOICES

REVERE UNDERMOUNT LAVATORY SINKS COME IN TWO MATERIALS:

**Vitreous China**  
**Stainless Steel**



#### NVC1714BC Undermount

Vitreous China  
Includes overflow assembly  
Overall Dimensions: 19 $\frac{1}{4}$ " x 16 $\frac{1}{8}$ "  
Bowl: 17 $\frac{1}{4}$ " x 14 $\frac{1}{8}$ "  
Drain Opening: 1 $\frac{3}{4}$ "  
Minimum Cabinet Size: 24"

Finishes:  
(BC) Biscuit, (WH) White



#### NVC1512WH Undermount

Vitreous China  
Includes overflow assembly  
Overall Dimensions: 17 $\frac{1}{8}$ " x 13 $\frac{7}{8}$ "  
Bowl: 15 $\frac{3}{8}$ " x 12 $\frac{1}{8}$ "  
Drain Opening: 1 $\frac{3}{4}$ "  
Minimum Cabinet Size: 21"

Finishes:  
(BC) Biscuit, (WH) White



#### NVC1814BC Undermount

Vitreous China  
Includes overflow assembly  
Overall Dimensions: 20 $\frac{1}{2}$ " x 14 $\frac{3}{8}$ "  
Bowl: 18 $\frac{1}{2}$ " x 12 $\frac{3}{8}$ "  
Drain Opening: 1 $\frac{3}{4}$ "  
Minimum Cabinet Size: 24"

Finishes:  
(BC) Biscuit, (WH) White



#### NLF1916B Undermount

20 Gauge Stainless Steel  
Overall Dimensions: 19 $\frac{1}{4}$ " x 16 $\frac{1}{4}$ "  
Bowl: 17 $\frac{1}{4}$ " x 14 $\frac{1}{4}$ "  
Drain Opening: 1 $\frac{3}{4}$ "  
Minimum Cabinet Size: 24"

Finishes:  
(B) Brushed, (M) Mirror



Biscuit



White



Brushed



Mirror



## ACCESSORIES *By REVERE*

Accessories from Revere can make your kitchen a place you'll love to work. With our wide selection of space-saving, time-saving tools, you can add real function to your workplace. Choose from a variety of bottom grids, cutting boards and drains. Whatever you need, we can help you create a kitchen that abounds with convenience.

Accessories for Today's  
Hard-Working Cook

### CUTTING BOARDS

Durable hardwood cutting board is designed to appeal to your sense of style as well as your need for convenience.



**RCB1516**  
Fits select sinks with inside bowl dimensions of 14" x 15<sup>3</sup>/<sub>4</sub>" or 21" x 15<sup>3</sup>/<sub>4</sub>"

*Only fits undermount sinks that have a 1/2" reveal*



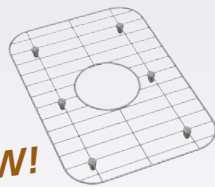
**RVCB1312HW**  
Fits sinks with inside bowl dimensions of 12<sup>5</sup>/<sub>8</sub>" x 12"



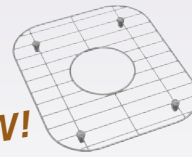
**RVCB1417HW**  
Fits sinks with inside bowl dimensions of 15<sup>3</sup>/<sub>16</sub>" x 17<sup>3</sup>/<sub>4</sub>" or 30<sup>1</sup>/<sub>4</sub>" x 17<sup>3</sup>/<sub>4</sub>"

### BOTTOM GRIDS

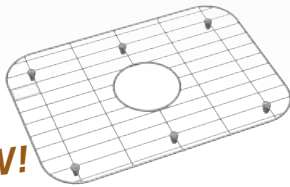
Stainless steel wire bottom grids that protect the bottom of your Revere sink.



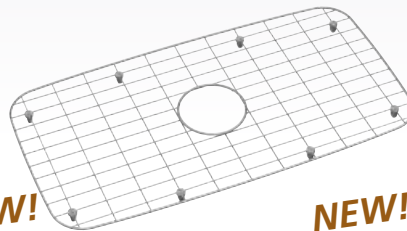
**NEW!**  
**GBG1318SS**  
Fits select sinks with inside bowl dimensions of 13<sup>1</sup>/<sub>2</sub>" x 18"



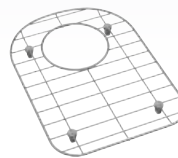
**NEW!**  
**GBG1415SS**  
Fits select sinks with inside bowl dimensions of 14" x 15<sup>3</sup>/<sub>4</sub>"



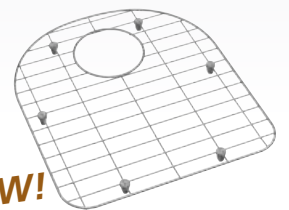
**NEW!**  
**GBG2115SS**  
Fits select sinks with inside bowl dimensions of 21" x 15<sup>3</sup>/<sub>4</sub>"



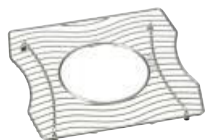
**NEW!**  
**GBG2816SS**  
Fits select sinks with inside bowl dimensions of 28" x 15<sup>3</sup>/<sub>4</sub>"



**NEW!**  
**GOBG1115SS**  
Fits select sinks with inside bowl dimensions of 11<sup>1</sup>/<sub>2</sub>" x 15"



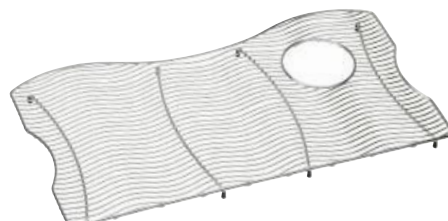
**NEW!**  
**GOBG1617SS**  
Fits select sinks with inside bowl dimensions of 16" x 17<sup>1</sup>/<sub>2</sub>"



**RVWBG1312SS**  
Fits sinks with inside bowl dimensions of 12<sup>5</sup>/<sub>8</sub>" x 12"



**RVWOBG1417RSS (Shown)**  
**RVWOBG1417LSS**  
Fits sinks with inside bowl dimensions of 15<sup>3</sup>/<sub>16</sub>" x 17<sup>3</sup>/<sub>4</sub>"



**RVWOBG3017RSS**  
Fits sinks with inside bowl dimensions of 30<sup>1</sup>/<sub>4</sub>" x 17<sup>3</sup>/<sub>4</sub>"



## DRAINS/STRAINERS



**S1**  
3½" Drain Opening




**RVD35**  
3½" Drain Opening  
Finishes:  
(BK) Black, (BQ) Bisque,  
(BR) Brown, (WH) White




**RVS35**  
3½" Drain Opening  
Finishes:  
(BK) Black, (BQ) Bisque,  
(BR) Brown, (WH) White

## INSTALLATION ACCESSORIES

**RVUCLIP8** (package of 8 clips)  
Clips designed to attach  
undermount sinks to  
a solid surface  
countertop



**RVUMSK25 (Shown)**  
**RVUMSK36**  
Undermount support  
kit designed to support  
sinks from the cabinet  
walls; 25" or 36" lengths  
can be cut to desired length



## FAUCETS

Adorn your sink with the style and craftsmanship of a new Elkay faucet. Outward beauty and sophistication are mirrored by inner quality via precision design and engineering that make this highly stylized collection uniquely Revere.



**NEW!**



**LK4000LS**  
**LK4000CR**

Pull-out, 2-Function Spray, Kitchen  
Max. countertop thickness: 2½"  
1 or 3 hole installation  
Finishes:  
(CR) Chrome, (LS) Lustrous Steel

**NEW!**



**LK5000CR**  
**LK5000LS**

Pull-out, 2-Function Spray, Kitchen  
Max. countertop thickness: 2½"  
1 or 3 hole installation  
Finishes:  
(CR) Chrome, (LS) Lustrous Steel

**NEW!**



**LK6000CR**  
**LK6000LS**

Pull-down,  
3-Function Spray, Kitchen  
Max. countertop thickness: 2½"  
1 or 3 hole installation  
Finishes:  
(CR) Chrome, (LS) Lustrous Steel

**NEW!**



**LK1001CR**

**LK1000CR** without side spray  
Single-lever, Kitchen  
Max. countertop thickness: 2½"  
4 hole installation (LK1001)  
3 hole installation (LK1000)  
Finish:  
(CR) Chrome

**NEW!**



**LK1501CR**

**LK1500CR** without side spray  
Single-lever, Kitchen  
Max. countertop thickness: 2½"  
2 hole installation (LK1501)  
1 hole installation (LK1500)  
Finish:  
(CR) Chrome

**NEW!**



**LK3001CR**

**LK3000CR** without side spray  
Remote Handle, Kitchen  
Max. countertop thickness: 2½"  
3 hole installation (LK3001)  
2 hole installation (LK3000)  
Finish:  
(CR) Chrome



(CR) Chrome



(LS) Lustrous Steel

# FAUCETS

Pair your Elkay faucet with a soap/lotion dispenser.



**NEW!**

**LK2477CR**

Two-handle, Bar/prep

Max. countertop thickness: 1 1/8"  
(2 1/2" extension kit: LK115)

2 hole installation

Finish:  
(CR) Chrome



**LKA2475LF**

Two-handle, Bar/prep

Max. countertop thickness: 7/8"  
(2 1/2" extension kit: LK115)

2 hole installation on 4" centers

Finish:  
(CR) Chrome



**NEW!**

**LK2500CR**

Flexible Spout, 2-Function Spray  
Laundry/Utility/Kitchen

Max. countertop thickness: 2 1/2"  
(2 1/2" extension kit: LK115)

1 hole installation

Finish:  
(CR) Chrome



**NEW!**

**LK2000CR**

Two-handle  
Laundry

Max. countertop thickness: 1 1/8"  
(2 1/2" extension kit: LK115)

2 hole installation

Finish:  
(CR) Chrome

## SOAP/LOTION DISPENSERS

**NEW!**

**LK315LS**  
**LK315CR**

Finishes:  
(CR) Chrome,  
(LS) Lustrous Steel



**NEW!**

**LK320CR**  
**LK320LS**

Finishes:  
(CR) Chrome,  
(LS) Lustrous Steel



## AIR GAP

**NEW!**

**LK105CR**  
**LK105LS**

Universal design fits many faucet styles  
Finishes:  
(CR) Chrome, (LS) Lustrous Steel





### Limited Warranty – Sinks

Revere Stainless Steel Sinks are warranted against defects in material and workmanship to the original purchaser for a period as noted below for each model from the original purchase date based on normal use and care. Please refer to Revere's Limited Warranty enclosed in each Revere sink for specific details.

Revere Granite – Lifetime

Undermounts by Revere – 1 Year

Lavatory Sinks – Limited Lifetime

### Limited Warranty – Faucets

Elkay warrants that all parts and finishes of Elkay faucets are free from defects in materials and workmanship for the life of the product, if purchased after 1996. This warranty covers the original consumer purchaser of the product only. If the product should leak or drip during normal use, Elkay will provide, free of charge, a replacement cartridge. For other defects in material or workmanship, Elkay will, at its option, supply replacement parts (or if no longer available a comparable product). Elkay reserves the right to examine product in question and its installation prior to replacement.

Refer to product specification sheets at [www.reveresink.com](http://www.reveresink.com) for further warranty information.



Revere  
2222 Camden Court  
Oak Brook, IL 60523  
800.225.8585  
FAX 630.645.4447  
[reveresink.com](http://reveresink.com)